

LAMINEX® AQUAPANEL®



Laminex
Inspire your space



Laminex® Aquapanel® can effortlessly transform an ordinary wall and turn it into a stylish, practical surface. Ideal for wet areas, this robust wall surface solution can help create anything from a simple backdrop to an interior design made up of a diverse, modern range of textured profiles in modern decors. The range of tiled surfaces are the ideal, economical alternative to traditional ceramic tiling. In fact, Laminex Aquapanel is a home renovator's dream thanks to its durable, non-porous, and grout free properties. And it's as easy to install as it is to maintain, being suitable for both domestic and commercial environments with wet area wall surfaces including shower recesses and laundry walls. The range also integrates seamlessly with the broader Laminex range and as you'd expect is covered by a 7 year limited warranty.* So make your walls wonderful with Laminex Aquapanel.

IDEAL FOR WET AREAS ■ ALTERNATIVE TO CERAMIC TILES ■ DIY INSTALLATION



Cover, above and inside: Back wall and shower panelling in Laminex Aquapanel **Polar White Large Tile**. Basin wall in Laminex Aquapanel **Polar White Ripple**. Basin bench in Laminex Colour Palette **Avignon Walnut** and raised basin setting in Laminex Colour Palette **Evening Shale**. Zuster 'Sabrina' stools. Cool Galah 'Herringbone' Towels. Kris Coad ceramic bottles from Potier. Mitzu Drift Bath, Mitzu shower channel, Ideal Standard vessel basin and Scala tap wear from Reece.

*Please obtain a copy of the Laminex Aquapanel 7 year limited warranty from The Laminex Group or visit laminex.com.au.





COLOUR RANGE



Polar White Gloss
1 6



White Gloss
2 6 8



White Valencia
6 8




Verde Wash#
3 6



French Wash#
3 6




White Glaze
2 6 8



New Antique White
2 6 9



Stone Wash#
2 6



Moleskin
4 6



Limestone
5




Polar White Large Tile
1 6



Magnolia Large Tile
7




White Tile
2 6 8




Paper Bark Tile
4 5



Polar White Ripple
1 6



Polar White Tile
1 6



Silver Grey
6 10



Zinc Lustre Ripple
6



Zincworks
6 10

Large Tile pattern dimensions are 100mm x 100mm and samples are shown at 30% of actual size. Tile pattern dimensions are 23mm x 23mm and samples are shown at 50% of actual size. Ripple pattern occurs every 9mm and samples are shown at 50% of actual size. See actual samples for accurate scale.

#Exclusive to Laminex Aquapanel range.

FIXING SYSTEMS LEGEND

Please refer to the decors on the left for Fixing System combination recommendations.

LEGEND

1 POLAR WHITE	2 WHITE GLAZE	3 ICE MIST	4 OFF WHITE	5 CHAMPAGNE
6 NATURAL	7 MAGNOLIA	8 WHITE PVC	9 NEW ANTIQUE WHITE PVC	10 SILVER GREY PVC

FIXING SYSTEMS

Five fixing system profiles have been developed to stylishly integrate joins and minimise areas where mould and grime could gather. Each profile is available in a selection of colours so you'll find the perfect match for your choice of Aquapanel surface. Please refer to the legend above for recommended combinations.

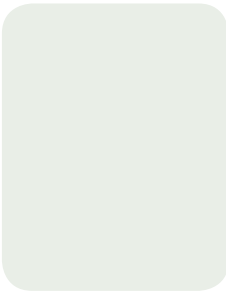
ALUMINIUM




Polar White




White Glaze




Ice Mist




Off White



Champagne



Natural




Magnolia


PVC



White



New Antique White



Silver Grey

WALL SYSTEMS SILICONE

Laminex Wall System Silicones are available in a range of complementary colours. Please check with your local branch for availability. For more information contact your sales representative or customer service on 132 136.

FIXING SYSTEMS PROFILES



Divisional




Base



Capping



External



Internal

SHEET SIZES

Sheet sizes available for each colour option.

		SHEET SIZES		
COLOUR	FINISH	1800mm x 900mm	2400mm x 900mm	2400mm x 1200mm
FRENCH WASH	GLAZE	■	■	■
LIMESTONE	GLOSS	■	■	■
MAGNOLIA	LARGE TILE			■
MOLESKIN	GLAZE	■	■	■
NEW ANTIQUE WHITE	GLAZE	■	■	■
PAPER BARK	TILE			■
POLAR WHITE	GLOSS	■	■	■
POLAR WHITE	RIPPLE			■
POLAR WHITE	TILE			■
POLAR WHITE	LARGE TILE			■
SILVER GREY	GLAZE	■	■	■
STONE WASH	GLAZE	■	■	■
VERDE WASH	GLAZE	■	■	■
WHITE	GLOSS	■	■	■
WHITE	GLAZE	■	■	■
WHITE	TILE			■
WHITE VALENCIA	GLAZE	■	■	■
ZINC LUSTRE	RIPPLE			■
ZINCWORKS	GLAZE	■	■	■

Please check with your local branch for sheet size availability. Alternative sheet sizes are also available for some decors as a made-to-order (MTO).



Laminex®
Inspire your space

For a sample call 1800 002 204. For more information visit laminex.com.au or call 132 136.

Laminex Aquapanel is manufactured (selected decors), marketed and distributed by Laminex Group Pty Limited ABN 98 004 093 092, trading as The Laminex Group. The colours and finishes of the products featured within the imagery in this brochure are as close to Laminex Aquapanel as photographic lighting and our printing processes allow. Different camera angles, although not designed to be misleading, can sometimes distort actual size and distances. Laminex Aquapanel is no different than any other material in that darker colours will always show scratches and superficial wear and tear more readily than lighter colours. Laminex Aquapanel should be protected from strong, direct sunlight as continuous exposure may cause discolouration or fading to the surface. Please obtain a copy of the terms and conditions of the Laminex Aquapanel 7 year limited warranty from laminex.com.au. This warranty is in addition to any rights that may exist under the Australian Consumer Law. Laminex®, Aquapanel®